

Total No. of Questions : 8]

SEAT No. :

[Total No. of Pages : 3

P2948

[5669]-537

T.E. (Electrical)

CONTROL SYSTEM - I

(2015 Pattern) (Semester - II)

Time : 2½ Hours]

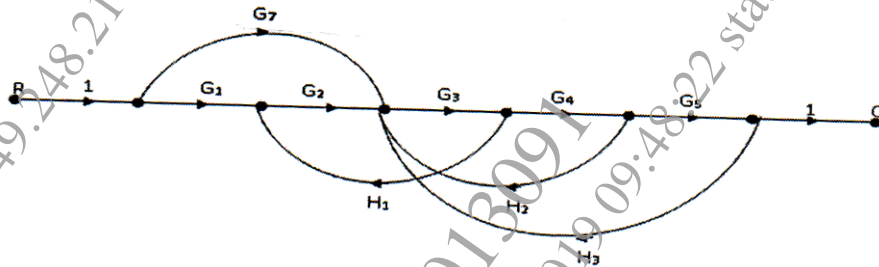
[Max. Marks : 70

Instructions to the candidates:

- 1) Answer all questions.
- 2) Use of non programmable calculator is allowed.
- 3) Figures to the right indicate full marks.
- 4) Assume suitable data, if necessary.

Q1) a) Find transfer function using Mason gain formula.

[7]

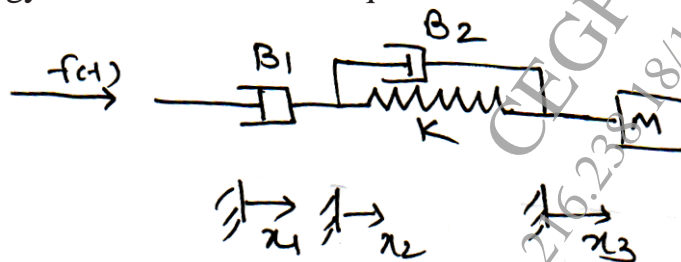


b) For the unity feedback system with  $G(s) = \frac{4900}{s(s+70)}$  find peak overshoot, settling time, for unit step input. What is steady state error for an input of  $5tu(t)$ . [6]

c) Construct Root Locus for unity feedback system with open loop transfer function given as  $G(s) = \frac{K(s+1.5)}{s(s+1)(s+2)}$  [7]

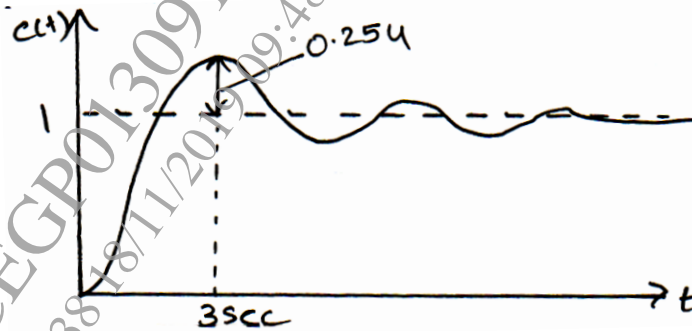
OR

Q2) a) Draw electrical analogues network for given mechanical system in F-V analogy and write differential equations. [7]



P.T.O.

- b) For system with  $G(s) = \frac{K}{s(Ts+1)}$ ,  $H(s) = 1$  is subjected to a unit-step input, the system output responds as shown in Fig. Determine the values of K and T from the response curve. [6]



- c) Find the positive value of K and a such that system with unity feedback and  $G(s) = \frac{K(s+1)}{(s^3 + as^2 + 2s+1)}$  oscillates at frequency of 2 rad/sec. [7]

**Q3** a) Explain correlation between frequency domain and time domain. [6]

- b) Sketch polar plot for system with open loop transfer function as [10]

$$G(s) = \frac{50}{s(s+3)(s+6)}$$
 Obtain gain margin and phase margin.

OR

**Q4** a) Explain Nyquist stability criterion. [6]

- B) For Unity feedback system  $G(s) = \frac{K}{(s+2)(s+4)(s+6)}$  plot Nyquist diagram. Find range of K for stability. [10]

**Q5** a) Explain terms gain cross over frequency, phase cross over frequency, gain margin and phase margin. [6]

- b) Sketch the bode plot for system with open loop transfer function as  $G(s) = \frac{75(1+0.2s)}{s(s+3)}$ . Determine from that wgc, wpc, GM, PM and comment on stability. [12]

OR

**Q6)** a) State advantages of bode plot. [6]

b) Sketch bode plot for system with open loop transfer function as

$$G(s) = \frac{K}{s(1+0.02s)(1+0.04s)}$$

consider  $K = 1$ . Determine from that wgc, wpc, GM, PM. [12]

**Q7)** a) Explain P, PI, PID controller with their advantages and limitations. [8]

b) Obtain the tuning of PID controller for a unity feedback system with open loop transfer function as using Ziegler Nichols method

$$G(s) = \frac{12}{s(s^2 + 4s + 13)}$$
 [8]

OR

**Q8)** a) Explain Ziegler Nichols method of PID tuning when dynamic model of system is not available. [8]

b) Obtain the tuning of PID controller for a unity feedback system with

open loop transfer function as given  $G(s) = \frac{1}{(s+1)(s+3)(s+5)}$  using Ziegler Nichols method. [8]

